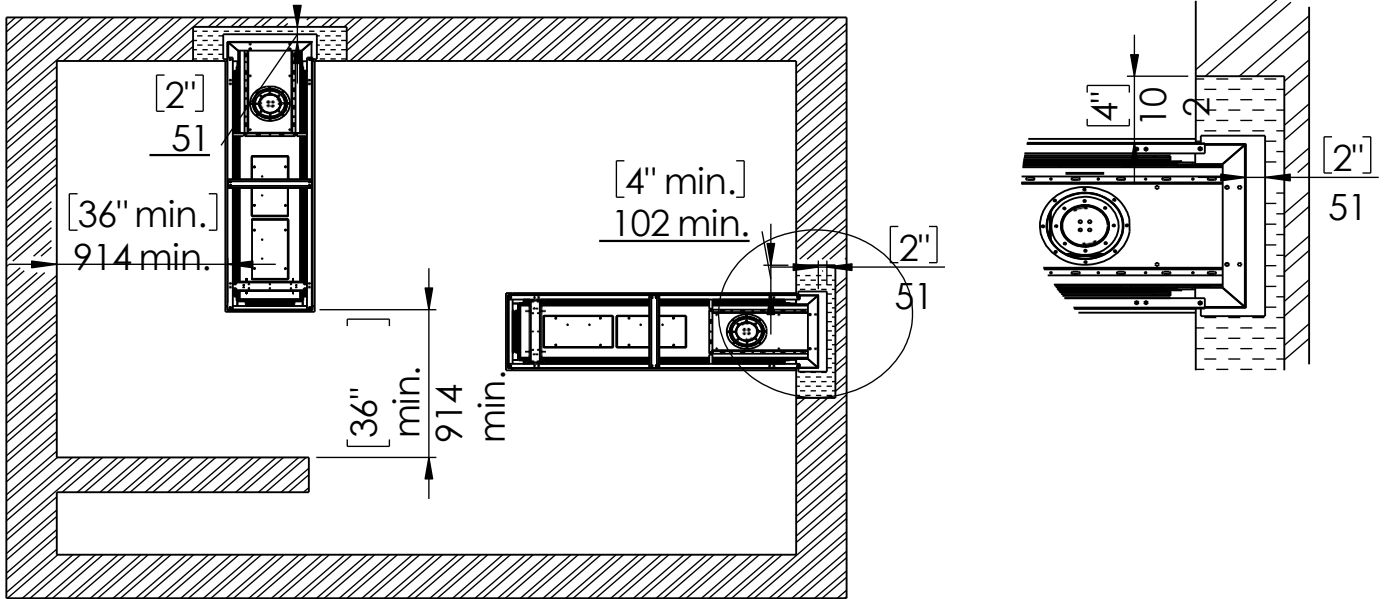


Clearances below are to non-combustible materials.

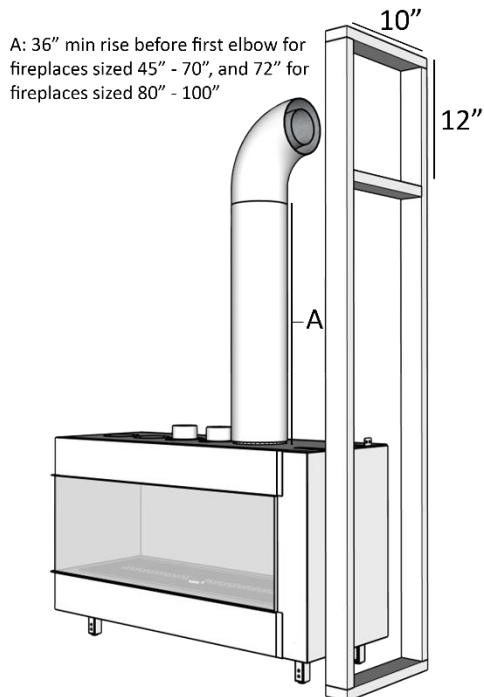


 Combustible Materials
 Non-Combustible Materials

Chimney Installation

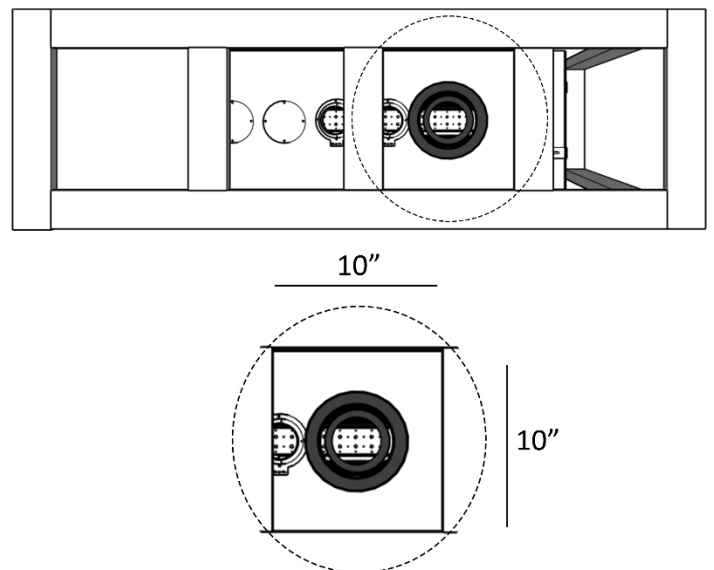
Horizontal Termination

For 5x8 vent pipe termination create a 10"x12" opening

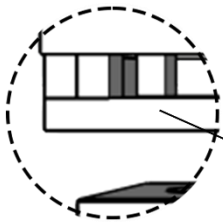
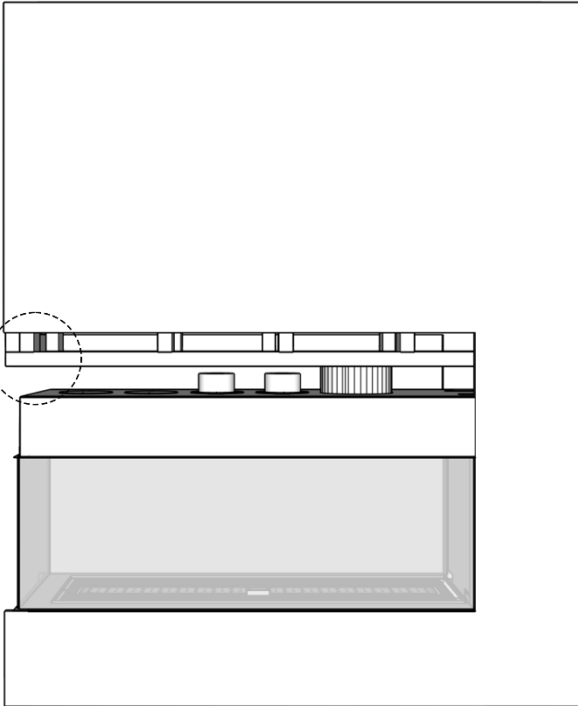


Vertical Termination

For 5x8 vent pipe termination create a 10"x10" opening

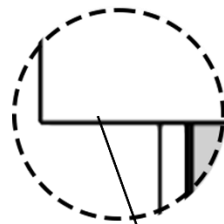
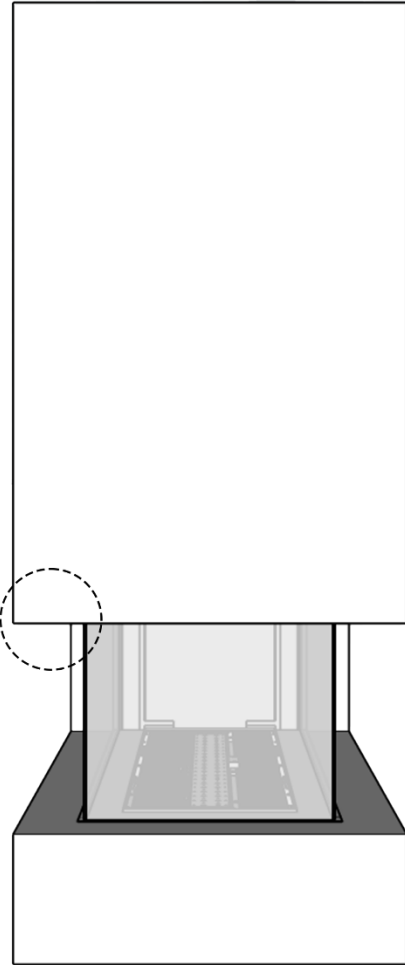


Flat Installation

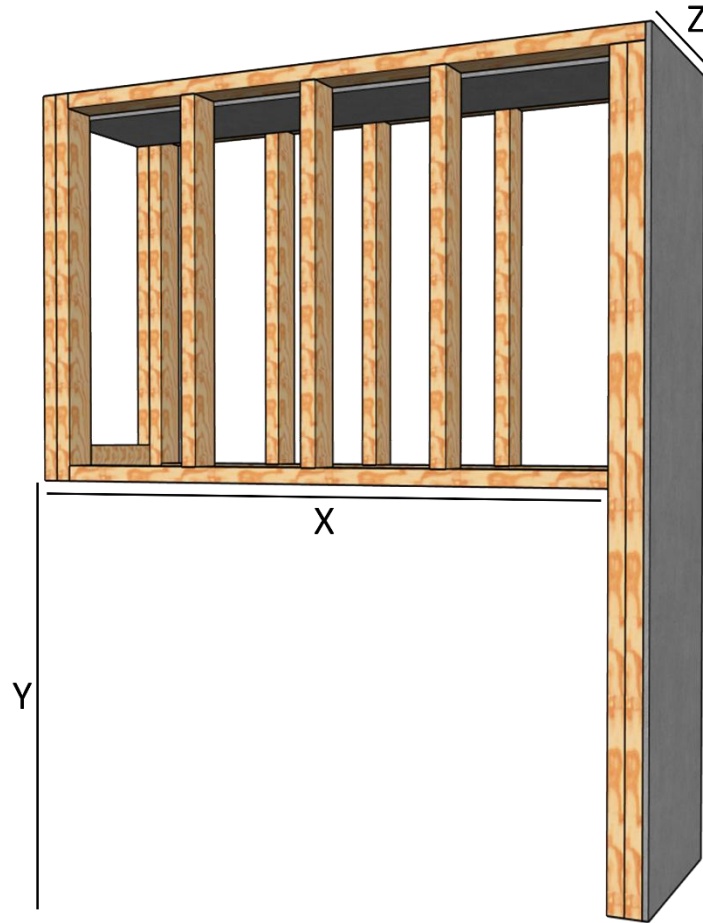


4" clearance to uncovered wood framing above the fireplace.

Recessed Installation



0 - 4" recommended overhang
8" max. May be combustible material.



NOTE: Dimension “Y” assumes the fireplace legs are set to the default height of 4”, placing the glass opening at 10” above the floor. This “Y” dimension can change based on where your client wants their viewing window.

*All framing and finishing must be secured to your projects back wall, ceiling or floor and must never bear weight on the fireplace in any circumstance. For more information reference the [Installation Manual](#).

Stud to Stud Framing Around The Fireplace

Model		X	Y	Z	
				Flat Installation	Recess Installation (4")
45	IN	49 5/16	44 5/8	19 15/16	27 15/16
	MM	1252	1133	506	709
50	IN	56	44 5/8	19 15/16	27 15/16
	MM	1422	1133	506	709
60	IN	65 13/16	44 5/8	19 15/16	27 15/16
	MM	1671	1133	506	709
70	IN	75 11/16	44 5/8	19 15/16	27 15/16
	MM	1922	1133	506	709
80	IN	88 4/16	44 5/8	19 15/16	27 15/16
	MM	2241	1133	506	709
100	IN	105 3/16	44 5/8	19 15/16	27 15/16
	MM	2671	1133	506	709

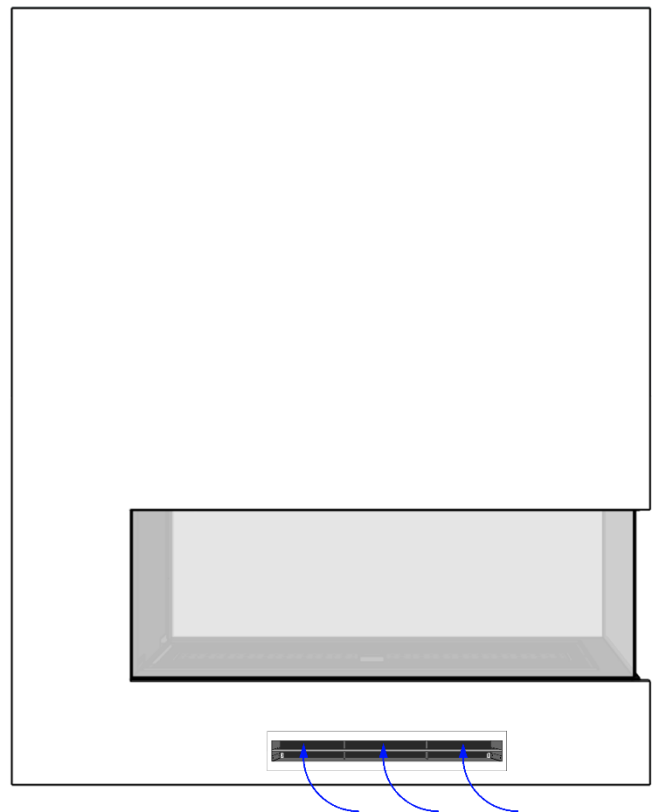
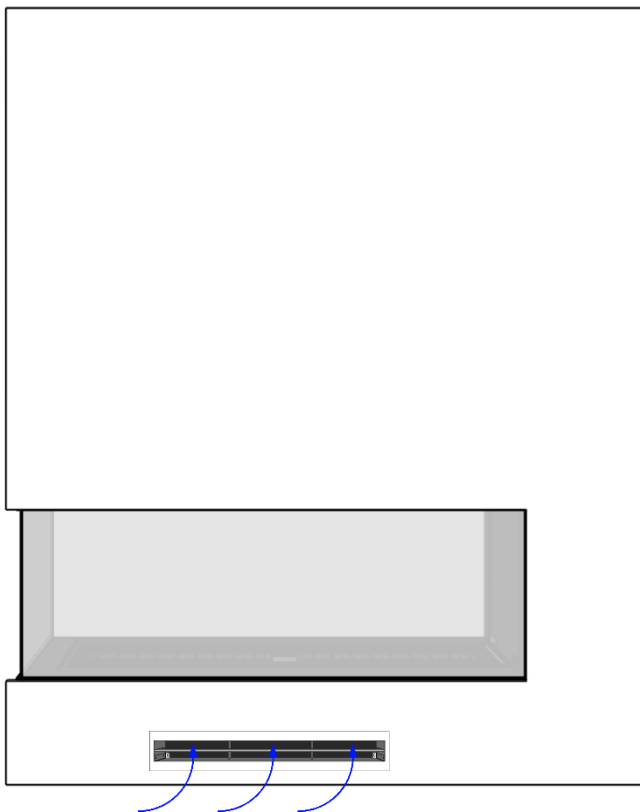
Air Intake

Air Intake Louvers			
Flare Model	Part Name	Description	SKU
Flare 45	LUV-50	50 SQ" Louver	LUV50 (x2)
Flare 50			
Flare 60	LUV-70	70 SQ" Louver	LUV70 (x2)
Flare 70			
Flare 80	LUV-100	100 SQ" Louver	LUV100 (x2)
Flare 100			

**Air intakes are required on Blower Kit and Cool Glass equipped fireplaces only.*

***Double the intake on see through and room definers, balancing size and positioning on both long sides.*

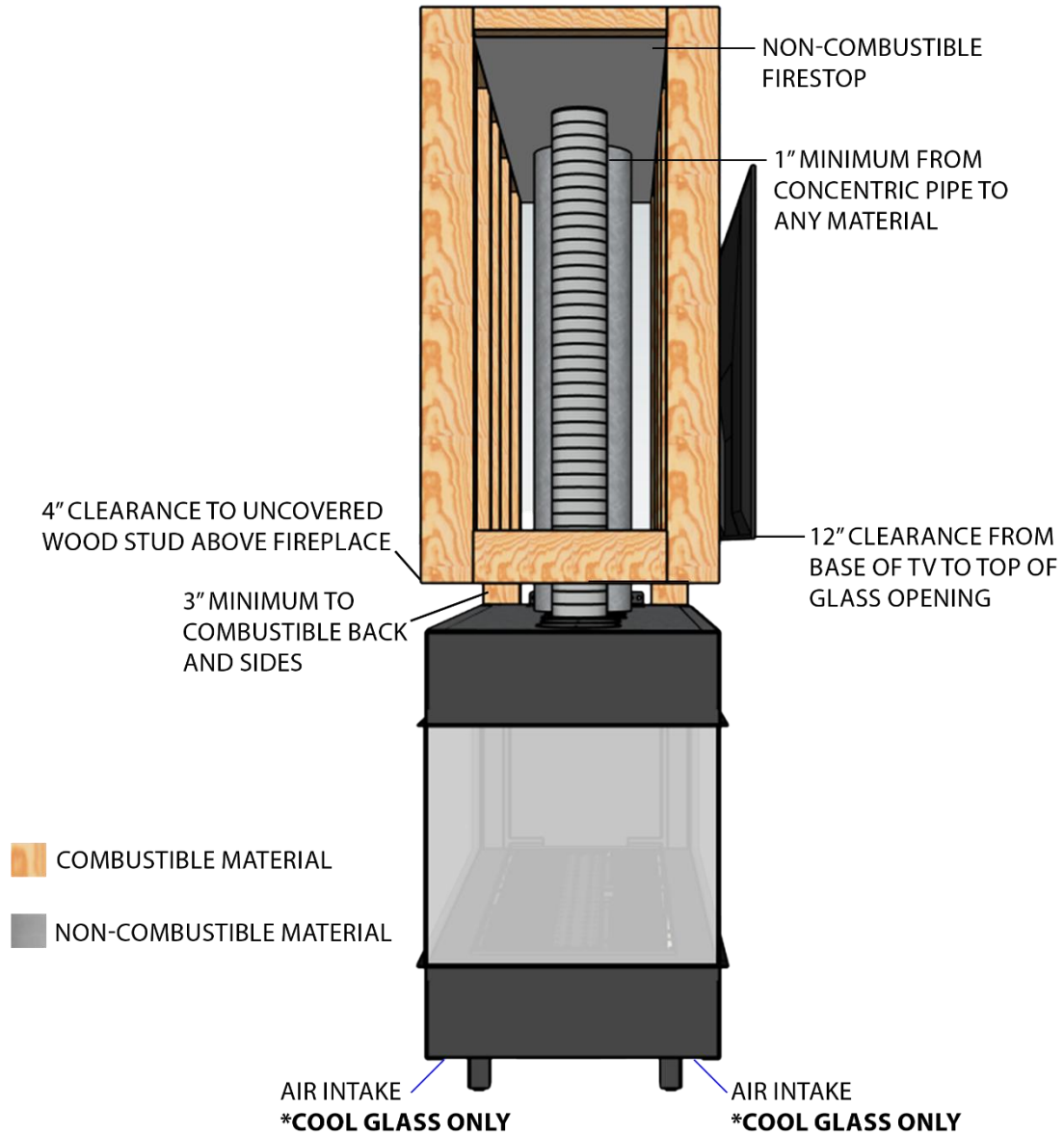
****Standardized air intake louvers are available, but designing a unique intake is acceptable.*



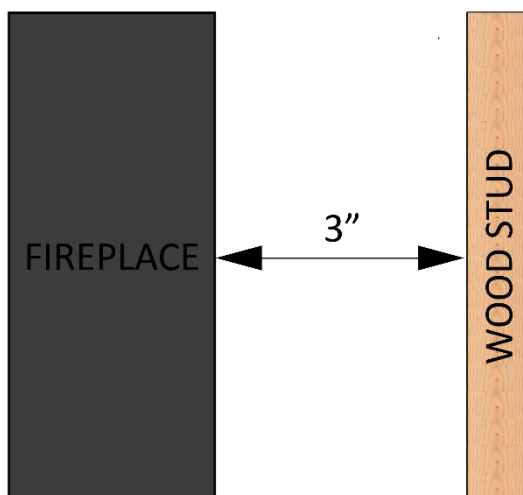
Active Heat Flex Kit

The Passive Heat Flex System Includes:

- Active heat flex fan(s)
- 4" flex pipe adapters
- Active heat flex cover and sides
- 6" cover plates
- 4" – 6" cover plates



Wood Framing Clearances and Materials Example



*Any combustible material found within the fireplace cavity must maintain a 3" clearance to the sides and back, and a 4" clearance to the top of the fireplace.