

# FLARE

## FIREPLACES

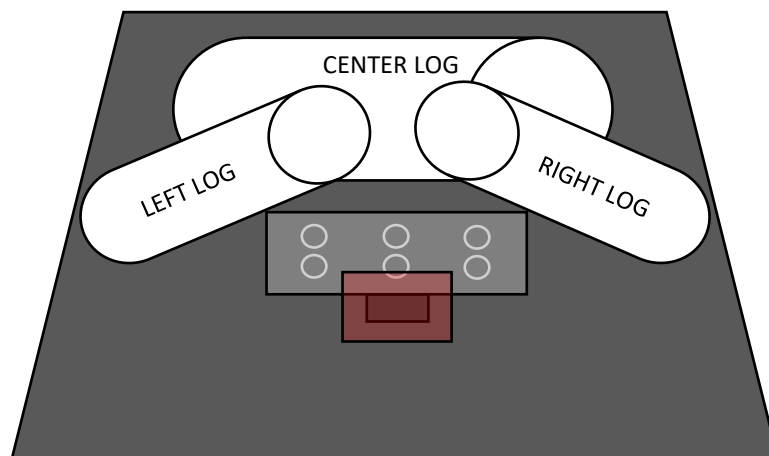
### FIREPLACE MEDIA

Every Traditional Flare fireplace can be set up with approved glass, stone, and/or birch wood media. Quantities are determined by the size of the fireplace and type of media chosen. Mixing media types (i.e., glass and stones together) is acceptable if the quantities are adjusted to prevent overwhelming the burner and gas flow. To achieve a balance between the ideal appearance and operation the following guidelines have been set to create an optimum overall presentation. Stepping outside of these recommendations will lead to excess sooting, uneven gas flow, and degraded flame presentation.

[Media Calculation Guide](#)

### ALL MEDIA TYPES

- Maintain a 1" clearance on all sides of the pilot cover to prevent continuity issues with ignition.
- Do not exceed the recommendations in the media calculation guide.
- Do not use media to block or cover burner ports.
- Keep all media within the fireplace burner tray.
- Do not place media between the inner glass and external safety barrier.
- Media cannot be smaller than ¼"



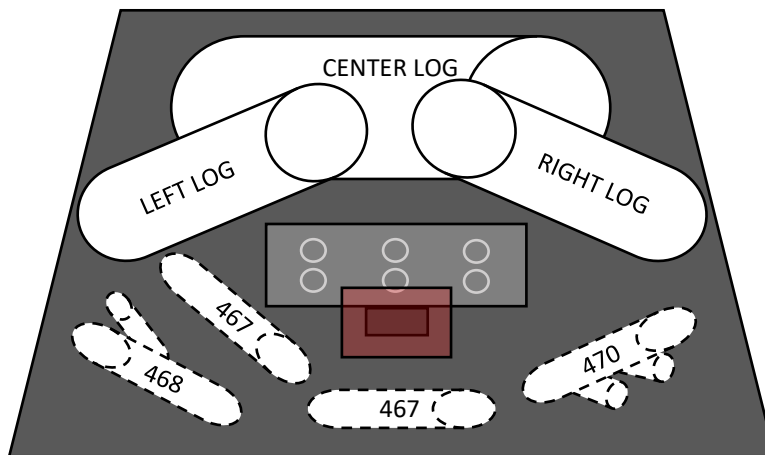
# FLARE

## FIREPLACES

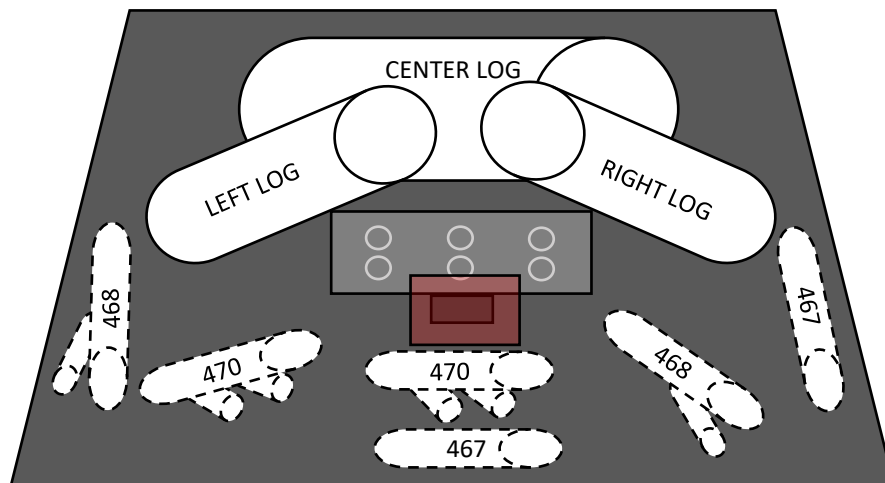
### SMALL BIRCH LOG LAYOUT

The Traditional fireplace can be ordered with a small-birch logs. Make sure the logs follow the layout pictured below.

TRADITIONAL 42



TRADITIONAL 46




# FLARE

## FIREPLACES

### LARGE BIRCH LOG LAYOUT

TRADITIONAL 42 or 46



### NOTICE

Please note that placing logs across the burner can lead to excess soot build-up.